



Happy Summer Holidays (2019-20)

Class: Pre School

Name: _____







Happy Hours

Note:- English conversation should be encouraged at home

- Good morning, Good afternoon, Good evening, Good night
- Have a good day, Excuse me!, Sorry I, Thank You.
- I have finished my food. May I go for hand-wash.
- May I drink water? May I go to wash-room?
- Please open my bottle. Give me a glass of water.
- Close the door, open the door.
- Spread the napkin, start to eat food.
- I have done my work.
- May I come-in, Please tie my laces.
- Open your notebook and start to write.
- Pack your bag, Hang your bottles.
- Excuse me!, please get a side.

Kindly take care of the following things during summer vacations:-

- 1) Engage your child in conversation.
- 2) Lay emphasis on picture reading & story narration.
- 3) Encourage your ward in drawing and coloring.

Activity - I :- Take your child to the park. Tell him/her about trees, plants, flowers, grass, swings, mud, different colors, birds, sky, water etc. encourage him/her to run, jump and play on swings. Also let the child mix socially with children of his/her age group, beside elder in the park.

Activity - II :- Involve the child in small household activities to develop a sense of responsibility for e.g.

- 1) Tell him/her to handover a newspaper to grand father or a book to father etc.
- 2) Ask him/her to keep toys and belongings back in the proper place after having used or played with them.
- 3) Encourage your word to use "Hello", "Thank You", "Excuse Me", "Welcome" and "Sorry" whenever needed.

Activity - III :- Mix two different kinds of pulses for e.g. (Rajmah and White Channa) in a bowl. Ask the child to separate the pulses in two different bowls.



*Summer sun,
Kids are having fun,
Playing in the garden.
Swimming in the pool,
The sun is so bright,
There's not a rain drop in sight.
So come on every one,
Enjoy the summer sun
We are all happy.
Now we are having fun.*

*HAVE A GREAT
SUMMER VACATIONS.*



The long summer days are back with plenty of free hours in a fun filled.

It's now time for me to play run, skip and laze all day lovely little work add to big fun, simple joyful tasks during the break are to be done.

Note: PREPARE FLASHCARDS

According to the first alphabet of your ward's name: Eg: Rahul 'R'

A TO E: Any story / Any Rhyme / Aa TO Zz alphabets

F TO J: 10 Vegetables / counting (0 to 10)


K TO O: 10 Wild animals / 10 birds / 10 water animals

P TO T: 10 colors / 5 Transport (air, land, water)


U TO Z: 10 helpers / festivals / shapes



Use a pencil to draw the outline of the palm and draw peacock and colour it.




Circle the numeral 9



Teacher is :



Colour the balloons with the numeral 7 in it

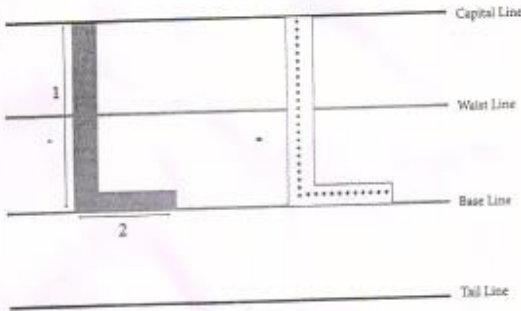


Teacher is :  

LETTER
L

Trace over the letter

L is for



LAMP



ACTIVITY

Colour those boxes that contain picture starting with letter L and complete the name:









PRACTICE

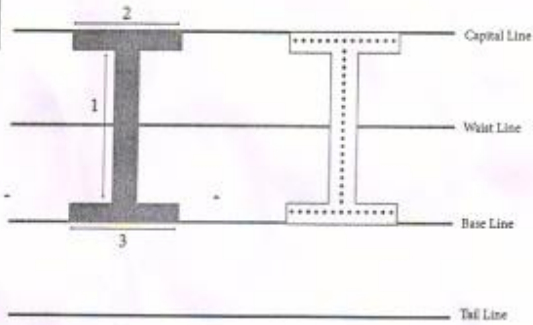


Handwriting practice grid with multiple rows of lines and boxes.

LETTER

Trace over the letter

I is for




INK-POT



ACTIVITY

Colour the picture and complete the name:



ICE-CREAM

PRACTICE

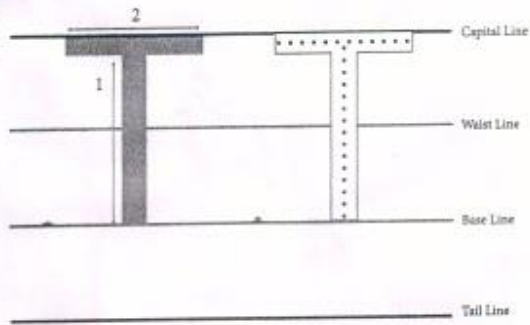


Handwriting practice area with multiple rows of lines. Each row contains a solid uppercase letter 'I' followed by a dotted uppercase letter 'I' for tracing. Below these are several rows of blank lines for independent practice.

LETTER
T

Trace over the letter

T is for



TURTLE



ACTIVITY

Match the letter T with the pictures that begin with it:



PRACTICE



Tt Tt Tt Tt Tt

Tt Tt Tt Tt Tt

Tt Tt Tt Tt Tt

Tt Tt Tt Tt Tt

Tt Tt Tt Tt Tt

Tt Tt Tt Tt Tt

Tt Tt Tt Tt Tt

Tt Tt Tt Tt Tt

Tt Tt Tt Tt Tt

Tt Tt Tt Tt Tt

Tt Tt Tt Tt Tt

Tt Tt Tt Tt Tt

Tt Tt Tt Tt Tt